



of Companies

**THIRD QUARTERLY ACCOUNTS
2015-2016
(UN - AUDITED)**

UMER GROUP OF COMPANIES

BLESSED TEXTILES LIMITED

Directors' Review

Your directors are pleased to present the un-audited condensed interim financial statements of the Company for the nine months ended 31st March 2016.

Salient features of the nine months ended 31st March 2016 are as follows;

- Profit after tax for the nine months ended 31st March 2016 is PKR 42.305 million as against PKR 45.189 million of the corresponding nine months of last year.
- Earnings per share for the nine months ended 31st March 2016 is PKR 6.58 (31st March 2015 PKR 7.03).
- Breakup value of the share as on 31st March 2016 is PKR 418.06 (30th June, 2015 PKR 416.48).

During the nine months ended 31st March 2016, profitability has been slightly decreased as compared to previous nine months ended 31st March 2015. The sluggishness in spinning sector is still continuing.

Industry Overview and Future Prospect

The company's financial performance during the nine months ended 31st March 2016 have been adversely affected due to significant challenges faced by the textile industry in Pakistan particularly spinning sector.

Textile export is continuously decreasing both in volume and value. Major reason behind the decline in export are high cost of production and overheads, irregular gas supply and higher tariff, shortage of cash flow due to pending disbursement of sales tax refund and slowdown in China. The availability of subsidized Indian yarn has also affected local yarn market significantly. In current year the production of cotton has decreased by around 34% as compared to its target. The lower cotton production has also not affected the prices of cotton significantly and behaved bearishly.

Government should allow export refinance scheme to yarn and fabric in order to support spinning sector which is currently passing through hard time.

Availability of gas and uninterrupted electricity is a major concern for textile industry in Pakistan. Due to energy crises the export of textile products has fallen. Government should take immediate steps for the availability of gas for textile units.

In the present scenario the results are likely to be adverse in coming quarter. The management of the company is doing its best efforts to maintain the profitability margin.

Acknowledgement

Board of directors acknowledge and appreciate the efforts of the employees and valuable support of the various government department and our bankers.

For and on behalf of the Board



Mohammad Amin
Chief Executive

Karachi: 25th April 2016



BLESSED TEXTILES LIMITED

Condensed Interim Balance Sheet (Un-audited) As At March 31, 2016

	31 March 2016 Rupees (Un-audited)	30 June 2015 Rupees (Audited)
EQUITY AND LIABILITIES		
SHARE CAPITAL AND RESERVES		
<i>Authorized capital</i>		
6,500,000 (June 30, 2015: 6,500,000) ordinary shares of Rs. 10 each	<u>65,000,000</u>	<u>65,000,000</u>
Issued, subscribed and paid-up capital	<u>64,320,000</u>	64,320,000
General reserve	2,550,000,000	2,550,000,000
Accumulated profit	74,665,802	64,520,677
TOTAL EQUITY	<u>2,688,985,802</u>	<u>2,678,840,677</u>
LIABILITIES		
NON-CURRENT LIABILITIES		
Long term finances - Secured	1,440,849,816	1,063,743,895
Deferred liabilities	189,640,090	179,777,196
	1,630,489,906	1,243,521,091
CURRENT LIABILITIES		
Trade and other payables	382,855,573	347,090,856
Accrued interest/mark-up	36,352,385	30,427,313
Short term borrowings - Secured	1,762,638,280	380,500,000
Current portion of non-current liabilities	250,573,270	280,491,820
	2,432,419,508	1,038,509,989
TOTAL LIABILITIES	4,062,909,414	2,282,031,080
CONTINGENCIES AND COMMITMENTS	4	
TOTAL EQUITY AND LIABILITIES	<u>6,751,895,216</u>	<u>4,960,871,757</u>

The annexed notes 1 to 14 form an integral part of this condensed interim financial information.

Mohammad Amin
Chief Executive

Karachi: 25th April 2016




BLESSED TEXTILES LIMITED

Condensed Interim Balance Sheet (Un-audited) As At March 31, 2016

	Note	31 March 2016 Rupees <i>(Un-audited)</i>	30 June 2015 Rupees <i>(Audited)</i>
ASSETS			
NON-CURRENT ASSETS			
Property, plant and equipment	5	3,595,528,713	3,052,232,508
Investment property	6	16,819,710	-
Long term deposits - <i>Unsecured, considered good</i>		14,154,095	14,154,095
		3,626,502,518	3,066,386,603
 CURRENT ASSETS			
Stores, spares and loose tools		62,109,167	67,452,235
Stock in trade		2,191,486,208	1,186,679,255
Trade debts		373,834,684	234,589,526
Advances, deposits, prepayments and other receivables		66,947,549	61,757,212
Sales tax refundable		164,889,839	61,336,417
Income tax refundable		199,092,332	208,663,773
Bank balances		67,032,919	57,187,026
		3,125,392,698	1,877,665,444
Non-current assets held for sale		-	16,819,710
TOTAL ASSETS		6,751,895,216	4,960,871,757

The annexed notes 1 to 14 form an integral part of this condensed interim financial information.


Mohammad Salim
 Director



BLESSED TEXTILES LIMITED

Condensed Interim Profit and Loss Account (Un-Audited) for the nine months ended March 31, 2016

	Nine months ended		Three months ended	
	31 March 2016	31 March 2015	31 March 2016	31 March 2015
RUPEES.....	RUPEES.....	
	(Un-audited)	(Un-audited)	(Un-audited)	(Un-audited)
Sales - net	5,154,738,173	5,966,882,549	1,799,072,709	1,848,049,304
Cost of sales	4,749,756,223	5,434,645,248	1,644,038,261	1,669,023,693
Gross profit	404,981,950	532,237,301	155,034,448	179,025,611
Selling and distribution expenses	93,708,714	127,715,916	30,225,004	40,485,908
Administrative and general expenses	81,712,962	77,728,191	27,886,065	27,265,018
	175,421,676	205,444,107	58,111,069	67,750,926
	229,560,274	326,793,194	96,923,379	111,274,685
Other income	1,198,295	3,996,974	404,910	655,574
Operating profit	230,758,569	330,790,168	97,328,289	111,930,259
Finance cost	128,807,982	217,676,378	55,001,909	78,002,522
Other charges	7,888,983	8,459,999	2,904,753	2,328,373
	136,696,965	226,136,377	57,906,662	80,330,895
Profit before taxation	94,061,604	104,653,791	39,421,627	31,599,364
Provision for taxation 7	51,756,479	59,464,198	17,976,441	18,616,674
Profit after taxation	42,305,125	45,189,593	21,445,186	12,982,690
Earnings per share - basic and diluted	6.58	7.03	3.33	2.02

The annexed notes 1 to 14 form an integral part of this condensed interim financial information.

Mohammad Amin
Chief Executive

Mohammad Salim
Director

Karachi: 25th April 2016



BLESSED TEXTILES LIMITED

Condensed Interim Cash Flow Statement (Un-Audited) for the nine months ended March 31, 2016

	31 March 2016 Rupees <i>(Un-audited)</i>	31 March 2015 Rupees <i>(Un-audited)</i>
CASH FLOW FROM OPERATING ACTIVITIES		
Profit before taxation	94,061,604	104,653,791
Adjustments for non-cash and other items		
Interest / markup on borrowings	128,807,982	217,311,713
Gain on disposal of property, plant and equipment	-	(2,638,015)
Provision for employees retirement benefits	18,630,000	23,040,000
Depreciation	234,000,000	245,700,000
	381,437,982	483,413,698
Operating profit before changes in working capital	475,499,586	588,067,489
Changes in working capital		
Stores, spares and loose tools	5,343,068	(9,274,823)
Stock in trade	(1,004,806,953)	(308,676,117)
Trade debts	(139,245,158)	(225,444,665)
Advances, prepayments and other receivables	(5,190,337)	(1,550,479)
Sales tax refundable	(103,553,422)	12,772,291
Long term deposits	-	(3,029,000)
Trade and other payables	35,525,429	58,080,995
Long term payables	8,174,062	1,929,680
	(1,203,753,311)	(475,192,118)
Net cash used in operations	(728,253,725)	112,875,371
Payments for:		
Employees retirement benefits	(16,941,168)	(16,367,662)
Interest / markup	(122,882,910)	(187,342,994)
Income tax	(42,185,038)	(1,617,796)
Net cash used in operating activities	(910,262,841)	(92,453,081)
CASH FLOW FROM INVESTING ACTIVITIES		
Capital expenditure	(777,296,205)	(126,691,692)
Proceeds from disposal of property, plant and equipment	-	25,528,000
Net cash used in investing activities	(777,296,205)	(101,163,692)

BLESSED TEXTILES LIMITED

**Condensed Interim Cash Flow Statement (Un-Audited)
for the nine months ended March 31, 2016**

	31 March 2016 Rupees (Un-audited)	31 March 2015 Rupees (Un-audited)
CASH FLOW FROM FINANCING ACTIVITIES		
Repayment of long term finances	347,187,371	(195,049,535)
Proceed from long term loans	699,339,000	-
Net increase in short term borrowings	1,382,138,280	398,895,172
Dividend paid	(31,920,712)	(15,949,629)
Net cash generated from financing activities	1,697,404,939	187,896,008
NET (DECREASE)/INCREASE IN CASH AND CASH EQUIVALENTS	9,845,893	(5,720,765)
CASH AND CASH EQUIVALENTS AT THE BEGINNING OF THE PERIOD	57,187,026	59,251,067
CASH AND CASH EQUIVALENTS AT THE END OF THE PERIOD	67,032,919	53,530,302

The annexed notes 1 to 14 form an integral part of this condensed interim financial information.

Mohammad Amin
Chief Executive

Karachi: 25th April 2016

Mohammad Salim
Director

**Condensed Interim Statement of Comprehensive Income (Un-Audited)
for the nine months ended March 31, 2016**

	Nine months ended		Three months ended	
	March 31, 2016 Rupees (Un-audited)	March 31, 2015 Rupees (Un-audited)	March 31, 2016 Rupees (Un-audited)	March 31, 2015 Rupees (Un-audited)
Profit after taxation	42,305,125	45,189,593	21,445,186	12,982,690
Other comprehensive income	-	-	-	-
Total comprehensive income	42,305,125	45,189,593	21,445,186	12,982,690

The annexed notes 1 to 14 form an integral part of this condensed interim financial information.

Mohammad Amin
Chief Executive

Karachi: 25th April 2016

Mohammad Salim
Director




BLESSED TEXTILES LIMITED

Condensed Interim Statement of Changes In Equity (Un-Audited) for the nine months ended March 31, 2016

	Issued subscribed and paid-up capital	General Reserves	Accumulated Profit	Total equity
	Rupees	Rupees	Rupees	Rupees
Balance as at July 01, 2014 - Audited	64,320,000	2,500,000,000	54,705,362	2,619,025,362
Comprehensive income				
Profit after taxation	-	-	45,189,593	45,189,593
Other comprehensive income	-	-	-	-
Total comprehensive income	-	-	45,189,593	45,189,593
Balance as at March 31, 2015 - Un-audited	<u>64,320,000</u>	<u>2,500,000,000</u>	<u>99,894,955</u>	<u>2,664,214,955</u>
Balance as at April 01, 2015 - Un-audited	64,320,000	2,500,000,000	99,894,955	2,664,214,955
Comprehensive income				
Profit after taxation	-	-	36,811,037	36,811,037
Other comprehensive income	-	-	(6,105,315)	(6,105,315)
Total comprehensive income	-	-	30,705,722	30,705,722
Final dividend @ 25% i.e. Rs. 2.5 per ordinary share	-	-	(16,080,000)	(16,080,000)
Profit transferred to general reserve	-	50,000,000	(50,000,000)	-
	-	50,000,000	(66,080,000)	(16,080,000)
Balance as at June 30, 2015 - Audited	<u>64,320,000</u>	<u>2,550,000,000</u>	<u>64,520,677</u>	<u>2,678,840,677</u>
Balance as at July 01, 2015 - Audited	64,320,000	2,550,000,000	64,520,677	2,678,840,677
Comprehensive income				
Profit after taxation	-	-	42,305,125	42,305,125
Other comprehensive income	-	-	-	-
Total comprehensive income	-	-	42,305,125	42,305,125
Final dividend @ 50% i.e. Rs. 5 per ordinary share	-	-	(32,160,000)	(32,160,000)
Balance as at March 31, 2016 - Un-audited	<u>64,320,000</u>	<u>2,550,000,000</u>	<u>74,665,802</u>	<u>2,688,985,802</u>

The annexed notes 1 to 14 form an integral part of this condensed interim financial information.


Mohammad Amin
 Chief Executive


Mohammad Salim
 Director

Karachi: 25th April 2016



BLESSED TEXTILES LIMITED

Notes to the Condensed Interim Financial Information (Un-audited) for the nine months ended March 31, 2016

1 REPORTING ENTITY

Blessed Textiles Limited ('the Company') is incorporated in Pakistan as a Public Limited Company under the Companies Ordinance, 1984 and is listed on Pakistan Stock Exchange Limited. The Company is primarily engaged in the manufacture and sale of yarn and woven fabric, however, it is also engaged in the generation of electricity for self consumption. The registered office of the Company is situated at Umer House, 23/1, Sector 23, S.M. Farooq Road, Korangi Industrial Area, Karachi. The manufacturing facility is located at District Sheikhpura in the Province of Punjab.

2 BASIS OF PREPARATION

The financial information contained in this interim financial report is not audited and has been presented in condensed form and does not include all the information as is required to be provided in a full set of annual financial statements. This condensed interim financial information should be read in conjunction with the audited financial statements of the Company for the year ended June 30, 2015.

2.1 Statement of compliance

This interim financial report has been prepared in accordance with the requirements of International Accounting Standard 34 - Interim Financial Reporting, and provisions of and directives issued under the Companies Ordinance, 1984. In case where requirements differ, the provisions of and directives issued under the Companies Ordinance, 1984 have been followed.

2.2 Basis of measurement

The financial information contained in this interim has been prepared under the historical cost convention except for certain financial instruments at fair value, certain financial liabilities at amortized cost and employees retirement benefits at present value. In this financial information, except for the amounts reflected in the statement of cash flows, all transactions have been accounted for on accrual basis.

2.3 Judgments, estimates and assumptions

The preparation of financial information requires management to make judgments, estimates and assumptions that affect the application of accounting policies and the reported amounts of assets, liabilities, income and expenses. The estimates and associated assumptions and judgments are based on historical experience and various other factors that are believed to be reasonable under the circumstances, the result of which forms the basis of making judgments about carrying values of assets and liabilities that are not readily apparent from other sources. Actual results may differ from these estimates.

Estimates and underlying assumptions are reviewed on an ongoing basis. Revisions to accounting estimates are recognized in the period in which the estimate is revised and in any future periods affected.

2.4 Functional currency

This financial information is prepared in Pak Rupees which is the Company's functional currency.

3 ACCOUNTING POLICIES AND METHODS OF COMPUTATION

The accounting policies and methods of computation adopted in the preparation of this condensed interim financial information are the same as those applied in the preparation of the financial statements of the Company for the year ended June 30, 2015, except for the following new accounting policies for transactions, other events and conditions that did not occur previously:

BLESSED TEXTILES LIMITED

**Notes to the Condensed Interim Financial Information (Un-audited)
for the nine months ended March 31, 2016**

3.1 Investment property

A property is recognized as investment property when it is held for capital appreciation or to earn rentals or both rather than for use in the production or supply of goods or services or for administrative purposes. An investment property is initially recognized at cost including attributable transaction costs. Subsequent to initial recognition, investment property is measured at cost less accumulated depreciation, where applicable, and accumulated impairment losses.

4 CONTINGENCIES AND COMMITMENTS

There is no material change in contingencies and commitments as disclosed in annual financial statements for the year ended June 30, 2015.

	<i>Note</i>	March 31, 2016	June 30, 2015
		<i>Rupees</i>	<i>Rupees</i>
		<i>(Un-Audited)</i>	<i>(Audited)</i>
5 PROPERTY, PLANT AND EQUIPMENT			
Operating fixed assets	5.1	2,793,957,232	3,025,391,060
Capital work in progress		801,571,481	26,841,448
		<u>3,595,528,713</u>	<u>3,052,232,508</u>
5.1 Operating fixed assets			
Net book value at the beginning of the period/year		3,025,391,060	3,046,157,844
Additions during the period/year			
Freehold land		2,566,172	23,951,971
Factory buildings		-	109,828,213
Plant and machinery		-	117,333,406
Equipment and other assets		-	1,125,000
Electric installation		-	88,017,643
Vehicles		-	2,097,930
		2,566,172	342,354,163
Net book value of assets disposed during the period/year		-	(40,395,274)
Depreciation for the period/year		(234,000,000)	(322,725,673)
Net book value at the end of the period/year		<u>2,793,957,232</u>	<u>3,025,391,060</u>

6 INVESTMENT PROPERTY

This represents land held for capital appreciation and has been carried at cost.

		Nine Months Ended		Quarter Ended	
		31st March	31 st March	31st March	31 st March
		2016	2015	2016	2015
	<i>Note</i>	Rupees	Rupees	Rupees	Rupees
7 PROVISION FOR TAXATION					
Provision for taxation					
Current taxation	7.1	51,756,479	59,464,198	17,976,441	18,616,674
Deferred taxation	7.2	-	-	-	-
		<u>51,756,479</u>	<u>59,464,198</u>	<u>17,976,441</u>	<u>18,616,674</u>

BLESSED TEXTILES LIMITED

**Notes to the Condensed Interim Financial Information (Un-audited)
for the nine months ended March 31, 2016**

7.1 Provision for current tax has been in accordance with the requirements of section 18 and section 154 of the Income Tax Ordinance, 2001.

7.2 No provision for deferred tax has been made as the impact of the same is considered immaterial.

8 TRANSACTIONS AND BALANCES WITH RELATED PARTIES

Related parties from the Company's perspective comprise associated companies and key management personnel. Key management personnel are those persons having authority and responsibility for planning, directing and controlling the activities of the Company, directly or indirectly, and includes the Chief Executive and Directors of the Company.

Transactions with key management personnel are limited to payment of short term employee benefits and dividend on ordinary shares. The Company in the normal course of business carries out various transactions with associated companies and continues to have a policy whereby all such transactions are carried out on commercial terms and conditions which are equivalent to those prevailing in an orderly transaction between market participants.

Details of transactions and balances with related parties is as follows:

		Nine months ended	
		March 31, 2016	March 31, 2015
		<i>Rupees</i>	<i>Rupees</i>
		<i>(Un-Audited)</i>	<i>(Un-Audited)</i>
8.1	Transactions with related parties		
	Nature of relationship		
	Nature of transaction		
	Associated companies		
	Purchases	149,492,626	280,930,003
	Sales	509,825,552	647,384,553
	Service rendered	111,180,928	39,906,161
	Rent paid	236,250	225,000
	Purchase of electricity	426,690,672	236,645,847
	Dividend paid	5,945,800	2,972,900
8.2	Balances with related parties		
	There are no balances due to/from related parties as at the reporting date.		
		March 31, 2016	June 30, 2015
		<i>Rupees</i>	<i>Rupees</i>
		<i>(Un-Audited)</i>	<i>(Audited)</i>
9	FINANCIAL INSTRUMENTS		
9.1	Financial instruments by class and category		
9.1.1	Financial assets		
	Cash in hand	450,564	-
	Loans and receivables		
	Long term deposits	14,154,095	14,154,095
	Trade debts	373,834,684	234,589,526
	Security deposits	37,068,022	29,292,877
	Bank balances	66,582,355	57,187,026
		492,089,720	335,223,524



BLESSED TEXTILES LIMITED

Notes to the Condensed Interim Financial Information (Un-audited) for the nine months ended March 31, 2016

	March 31, 2016	June 30, 2015
	<i>Rupees</i>	<i>Rupees</i>
	<i>(Un-Audited)</i>	<i>(Audited)</i>
9.1.2 Financial liabilities		
Financial liabilities at amortized cost		
Long term finances	1,691,423,086	1,344,235,715
Short term borrowings	1,762,638,280	380,500,000
Accrued interest/mark-up	36,352,385	30,427,313
Trade creditors	191,637,615	128,522,651
Accrued liabilities	174,707,480	189,247,484
Unclaimed dividend	2,760,110	2,520,822
	<u>3,859,518,956</u>	<u>2,075,453,985</u>

9.2 Fair value measurements

9.2.1 Financial instruments measured at fair value

Fair value is the price that would be received to sell an asset or paid to transfer a liability in an orderly transaction between market participants. None of the financial instruments are measured at fair value on recurring or non-recurring basis as at the reporting date.

9.2.1 Financial instruments not measured at fair value

The management considers the carrying amount of all financial instruments not measured at fair value at the end of each reporting period to approximate their fair values as at the reporting date.

10 SEGMENT REPORTING

The Company has three reportable segments, which offer different products and are managed separately. The following summary describes the operations in each of the company's reportable segments.

Reportable segment	Principal activity
Spinning	Manufactures and sale of yarn
Weaving	Manufactures and sale of woven fabric
Power	Generation and sale of electricity to Inter-segment

Information about operating segments as at March 31, 2016 and for the nine months then ended is as follows:

	Nine months ended 31-Mar-16			
	Spinning <i>Rupees</i> <i>(Un-audited)</i>	Weaving <i>Rupees</i> <i>(Un-audited)</i>	Power <i>Rupees</i> <i>(Un-audited)</i>	Total <i>Rupees</i> <i>(Un-audited)</i>
Revenue from external customers	3,690,745,913	1,463,992,260	-	5,154,738,173
Inter-segment revenues	179,784,700	-	34,940,835	214,725,535
Segment results	<u>159,488,677</u>	<u>89,546,158</u>	<u>(18,061,682)</u>	<u>230,973,153</u>
	Nine months ended March 31, 2015			
	Spinning <i>Rupees</i> <i>(Un-audited)</i>	Weaving <i>Rupees</i> <i>(Un-audited)</i>	Power <i>Rupees</i> <i>(Un-audited)</i>	Total <i>Rupees</i> <i>(Un-audited)</i>
Revenue from external customers	4,301,182,637	1,665,699,912	-	5,966,882,549
Inter-segment revenues	121,517,081	-	42,911,064	164,428,145
Segment results	<u>332,067,777</u>	<u>30,637,790</u>	<u>(20,153,741)</u>	<u>342,551,826</u>

BLESSED TEXTILES LIMITED

**Notes to the Condensed Interim Financial Information (Un-audited)
for the nine months ended March 31, 2016**

As at March 31, 2016					
	Spinning Rupees (Un-audited)	Weaving Rupees (Un-audited)	Power Rupees (Un-audited)	Un-allocated Rupees (Un-audited)	Total Rupees (Un-audited)
Segment assets	<u>4,884,581,371</u>	<u>1,587,753,392</u>	<u>66,528,610</u>	<u>213,246,427</u>	<u>6,752,109,800</u>

As at June 30, 2015					
	Spinning Rupees (Audited)	Weaving Rupees (Audited)	Power Rupees (Audited)	Un-allocated Rupees (Audited)	Total Rupees (Audited)
Segment assets	<u>3,877,931,030</u>	<u>788,381,460</u>	<u>71,741,399</u>	<u>222,817,868</u>	<u>4,960,871,757</u>

As at March 31, 2016					
	Spinning Rupees (Un-audited)	Weaving Rupees (Un-audited)	Power Rupees (Un-audited)	Un-allocated Rupees (Un-audited)	Total Rupees (Un-audited)
Segment liabilities	<u>280,280,138</u>	<u>175,382,346</u>	<u>50,919,097</u>	<u>3,556,327,833</u>	<u>4,062,909,414</u>

As at June 30, 2015					
	Spinning Rupees (Audited)	Weaving Rupees (Audited)	Power Rupees (Audited)	Un-allocated Rupees (Audited)	Total Rupees (Audited)
Segment liabilities	<u>289,451,643</u>	<u>118,053,730</u>	<u>49,408,658</u>	<u>1,825,117,049</u>	<u>2,282,031,080</u>

11 EVENTS AFTER THE REPORTING PERIOD

There are no significant events after the reporting period that may require adjustment of and/or disclosure in this condensed interim financial report.

12 RECOVERABLE AMOUNTS AND IMPAIRMENT

As at the reporting date, recoverable amounts of all assets/cash generating units are equal to or exceed their carrying amounts, unless stated otherwise in these financial statements.

13 DATE OF AUTHORIZATION FOR ISSUE

This condensed interim financial information have been approved by the Board of Directors of the Company and authorized for issue on April 25, 2016.

14 GENERAL

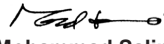
14.1 There are no other significant activities since June 30, 2015 affecting the interim financial information.

14.2 Corresponding figures have been re-arranged where necessary to facilitate comparison. However, there are no significant reclassifications during the period.

14.3 Figures have been rounded off to the nearest Rupee.



Mohammad Amin
Chief Executive



Mohammad Salim
Director

Karachi: 25th April 2016

Book Post
PRINT MATTER

If undelivered please return to:

BLESSED TEXTILES LIMITED

Umer House, 23/1, Sector 23, S.M. Farooq Road,
Korangi Industrial Area, Karachi-74900, Pakistan

Phone : 021 - 35115177 - 80

Fax no. : 021 - 35063002 - 3

E-mail : khioff@umergroup.com

Website: <http://www.umergroup.com>